





Thanks to Meridith Mitchell for her great clipping demonstration. Following are a few diagrams of the various clips recommended for your horse. Thanks Meridith!

Clip Designs



Trace Clips



Full Clip

Clip along the top of the neck leaving 1cm below the roots of the mane. Draw a 15cm line from the side of the tail to the spine and leave a triangle there.

Blanket Clip

Use the bottom of the saddle flap as a guide for the bottom line of the "blanket".

Saddle Clip

Use your saddle to get your outline.

